



Fuselage Manual TERRIER 200



Glue and glass in stabiliser for push rod # 2-1030.



Drill and bolt plates # 2- 1013/ 14/15 /16/17 & 18 use 5/16" hole for reference.




Install dual pedal control # 2-3004 use a 15mm spacer.



Install dual throttle assembly # 2-7017.



Glue and glass in stringer bottom eng. mount # 2- 1021/21A .



Glue and glass in infill centre console # 2-1064 and infill behind the control stick.

© Copyright Foxcon Aviation Mackay

Fuselage Manual TERRIER 200	No:021001
	Rev: 12/02
	Page: 6 of
Foxcon Aviation Mackay, QLD.	