



# Rudder Manual TERRIER 200



Fabricate top hinge (fin segment ) from 10 layers of glass, trim and glass into the fin before the fin spar is glued in.


Top hinge and spar completed.



Bottom hinge.



Bottom hinge installed, rudder cable connected, shackle safety wired.



Security bolt plate installed for bottom hinge ( both sides )



Rudder ready to stick Rego No on.

© Copyright Foxcon Aviation Mackay

Rudder Manual TERRIER 200

No: 991030

Rev: 7 / 00

FoxCon Aviation Mackay, QLD.

Page: 3 of 3