


Wing Manual TERRIER 200




Fabricate a timber washer 35 mm diameter with a 5/16 hole.



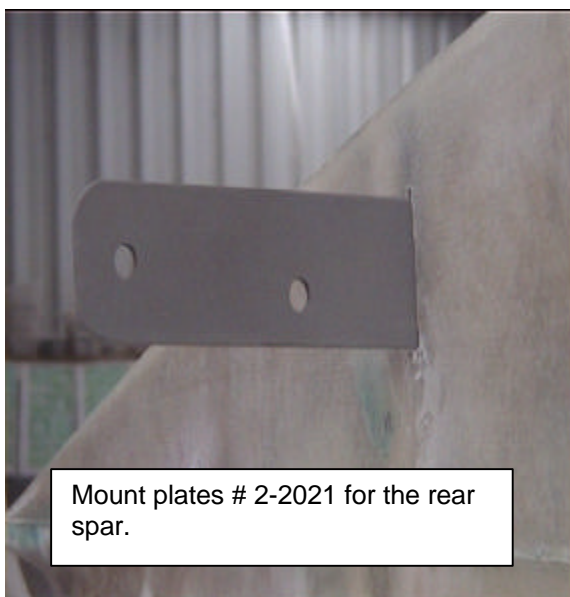
Use the timber washer as guideline for installing the plates # 2-1018.



Mount plate # 2-1018 in an angle of 22° to # 2-1022.



Mount plates # 2-2020 for the main spar.



Mount plates # 2-2021 for the rear spar.



Clamp a timber plate to the fuselage for the bottom wing to sit on.

© Copyright Foxcon Aviation Mackay

Wing Manual TERRIER 200	No: 022001
	Rev: 12 / 02
FoxCon Aviation Mackay, QLD.	Page: 1 of