



Wing Manual TERRIER 200




Glass over # 2-2030 having one plate # 2-2019 already installed. After curing mount second plate # 2-2019.



Glue and glass in timber rear spar wing root # 2-2036.



Cut slot parallel to main spar same angle and distance as rear spar. Mount plate # 2-2018 to front spar.



Mount second plate # 2-2018 on timber insert main spar.



Attach bottom wing to fuselage.



Trim front and rear spar parallel to fuselage using 1.5° dihedral.

© Copyright Foxcon Aviation Mackay

Wing Manual TERRIER 200	No: 022003
	Rev: 12 / 02
FoxCon Aviation Mackay, QLD.	Page: 3 of