


Wing Manual TERRIER 200




Apply 403 on all flange surfaces.



Apply thickly 403 on trailing edge.




Use a totally flat bench and support some weight.



Line wing, flap and aileron up using 4mm spacers.



Make sure everything lines up smoothly.



Start on the wing root side, line up the flap hinge, then the flap/aileron hinge and finally the aileron hinge.

© Copyright Foxcon Aviation Mackay

Wing Manual TERRIER 200

No: 022008

Rev: 12 / 02

FoxCon Aviation Mackay, QLD.

Page: 8 of