



Wing Manual TERRIER 200




Bolt the counterweight to the aileron 30mm above bottom level.



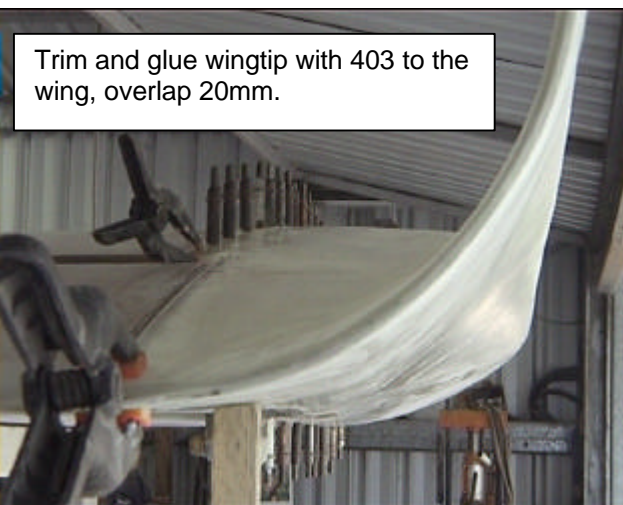
Fill with Qcell.




Fix top to bottom wing tip with masking tape and cut along moulded line.



Glass top and bottom



Trim and glue wingtip with 403 to the wing, overlap 20mm.



Cut slot for the counterweight.

© Copyright Foxcon Aviation Mackay

Wing Manual TERRIER 200	No: 022010
	Rev: 12 / 02
FoxCon Aviation Mackay, QLD.	Page:10 of